


Multi port kit

TELECOM OUTSIDE PLANT

1 Kit content




2 Installation




2.1 The first foam 30 mm from the cable retention device, second 90 mm.




2.2 Place the foam around the two tubes.



2.3 Place the gel between the foam on one of the two tubes.



2.4 Using tape to hold the two tubes together.



2.4 Install the two tubes in the cable retention device.

**Tyco Electronics Raychem NV
Telecom Outside Plant**

Diestsesteenweg 692
B-3010 Kessel-Lo, Belgium
Tel.: 32-16-351 011
Fax: 32-16-351 697
www.tycoelectronics.com
www.telecomosp.com

The information given herein, including drawings, illustrations and schematics which are intended for illustration purposes only, is believed to be reliable. However, Tyco Electronics makes no warranties as to its accuracy or completeness and disclaims any liability in connection with its use. Tyco Electronics' obligations shall only be as set forth in Tyco Electronics' Standard Terms and Conditions of Sale for this product and in no case will Tyco Electronics be liable for any incidental, indirect or consequential damages arising out of the sale, resale, use or misuse of the product. Users of Tyco Electronics products should make their own evaluation to determine the suitability of each such product for the specific application.